

Technical specifications sheet

Part number **290023351200C**

Description **DPVCF 2/20 B~Flanged NW25~1,5kW 230/400V~50Hz 2P~IEC 90S~IE2~Fixed SiC Ca EPDM**

Vertical centrifugal pump, suction and discharge connections in-line.

Quotation details

Quotation number

Project

Position

Search criteria

Medium to be pumped
 Flow 1,90 m³/h
 Pressure 125,0 mwc

Hydraulic efficiency

Minimum efficiency index according: MEI ≥ 0.70
 Commission Regulation (EU) No 547/2012

Actual duty point

Flow 1,9 m³/h
 Pressure 125 mwc
 NPSH 1,6 m
 Efficiency 53,6 %
 Motor power 1,21 kW
 Frequency 50,0Hz

Connection base

Connection type Flanged
 DIN connection standard EN 1092-2
 ASME connection standard
 JIS connection standard
 DIN connection size NW25
 ASME connection size
 JIS connection size
 DIN connection pressure class PN25/40
 ASME connection pressure class
 JIS connection pressure class
 Material S/D casing Cast Iron JS1030
 Material flanges Cast Iron JS1030
 Material baseplate Cast Iron JS1030

Seal data

Shaft diameter ø 12mm
 Seal diameter ø 12mm
 Construction shaft seal Fixed
 Seal code 23
 Shaft seal type RMG12-G606
 Material mechanical seal Q1 B E GG
 Material shaft seal rotor SiC
 Material shaft seal stator Ca
 Material shaft seal elastomer EPDM
 Material pump elastomer EPDM
 Material seal cover
 Pressure class shaft seal PN25
 Temperature range shaft seal -20/+100°C

Basic hydraulic data

Maximum working pressure PN40+120°C
 Maximum liquid temperature 140°C+PN16
 Minimum liquid temperature -20°C
 Material hydraulic AISI304

Plug

Air relieve construction Vent. plug
 Material plug AISI304

For details contact

DP Pumps
 PO Box 28
 2400AA Alphen a/d Rijn
 The Netherlands

NL



Hydraulic performance sheet

Part number **290023351200C**

Description **DPVCF 2/20 B~Flanged NW25~1,5kW 230/400V~50Hz 2P~IEC 90S~IE2~Fixed SiC Ca EPDM**

Vertical centrifugal pump, suction and discharge connections in-line.

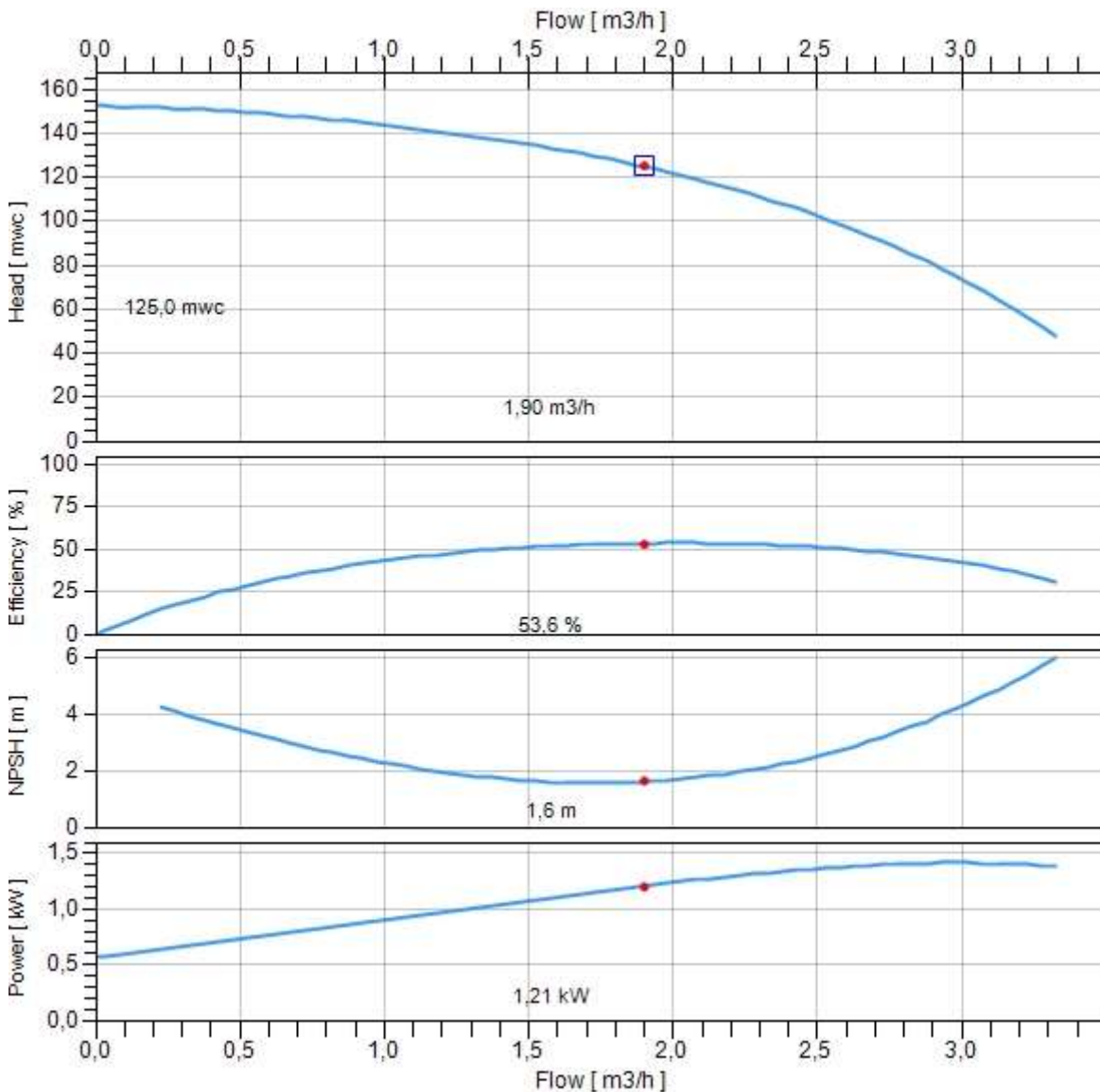
Search criteria

Medium to be pumped

Flow 1,90 m3/h
 Pressure 125,0 mwc

Actual duty point

Flow 1,90 m3/h
 Pressure 125,0 mwc
 Efficiency 53,6 %
 NPSH 1,6 m
 Power 1,21 kW
 Frequency 50,0Hz

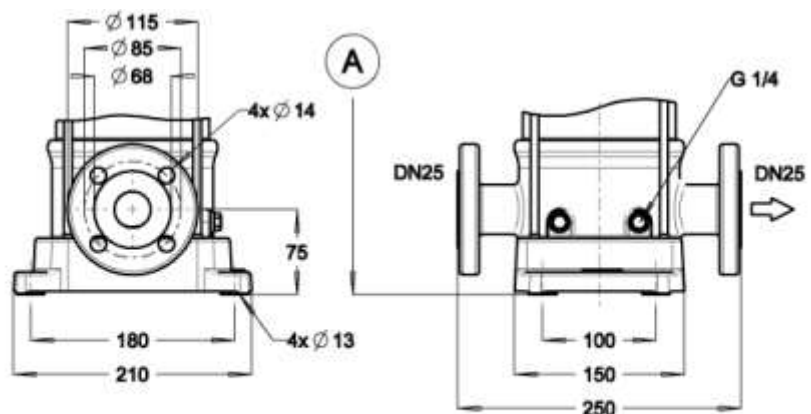
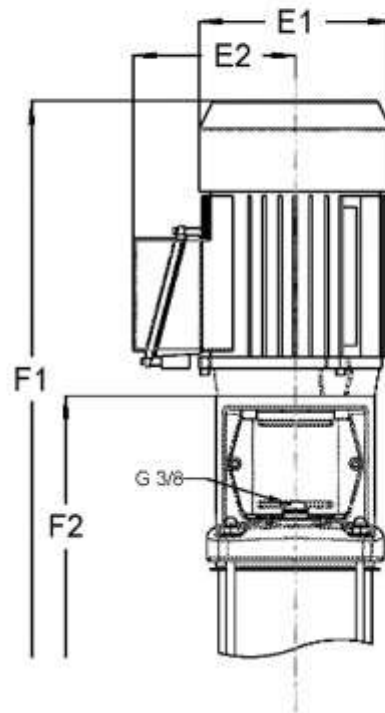


Duty point
 ● Actual
 □ Required

Part number **290023351200C**

Description **DPVCF 2/20 B~Flanged NW25~1,5kW 230/400V~50Hz 2P~IEC 90S~IE2~Fixed SiC Ca EPDM**

Vertical centrifugal pump, suction and discharge connections in-line.



Motor width (E1)	176mm
Motor width (E2)	141mm
Total height (F1)	972mm
Total height (F2)	691mm
Total net weight	42kg

Motor specifications

Part number **3710011015**

Description **Motor DMC 1,5kW 230/400V 2P IE2 90S IP55 No Pos. 800**

Electric Data

Rated power output	1,5kW
Maximum power output	2,4kW
Rated voltage	230/400V
Phases	3ph
Frequency	50/60Hz
Voltage range	207-253/360-440V
Motor poles	2P
ATEX class	
Duty class	S1
Insulation class	F (rise-B)
Moment of inertia	0,0014kgm ²
Motor standard	IEC
Capacitor	
Motor efficiency	81,8/81,9%
Motor efficiency class	IE2

50Hz

Tolerance rated voltage	±10%
Rated speed	2880rpm
Starting current factor (Ia/In)	7.6
Rated current (In)	5,7/3,3A
Maximum current (Imax)	8,0/4,6A
Rated Cos phi	0.81
Sound pressure	56dB(A)
Rated nominal torque	5,0Nm
Rated starting torque	16,5Nm

60Hz

Tolerance rated voltage	+20%, -10%
Rated speed	3450rpm
Starting current factor (Ia/In)	7.2
Rated current (In)	5,2/3,0A
Maximum current (Imax)	8,0/4,6A
Rated Cos phi	0.88
Sound pressure	59dB(A)
Rated nominal torque	4,2Nm
Rated starting torque	11,2Nm

Motor protection

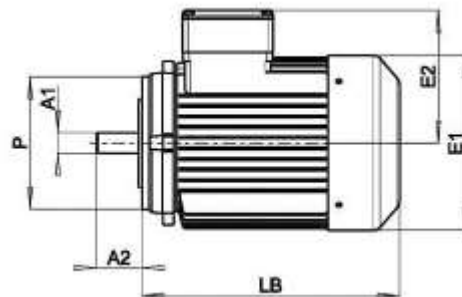
Motor protection class	IP55
Temperature sensor	No
Rain cover	
Anti condensation heater	

Mechanical data

Shaft execution	smooth shaft
Maximum starts per hour	50
Cable gland	1xM20x1,5
VFD allowance	VFD allowed

Dimensions

Diameter shaft A1	24mm
Length shaft A2	50mm
Diameter motor E1	176mm
Terminal box height E2	141mm
Diameter flange P	140mm
L. motor (without shaft) LB	281mm
Frame size	90S
Motor construction type	IM V18
Motor face	IEC 60034-7 Form FT 115



Bearings / lubrication

Grease nipple	
Bearing fixation pos	D-end
D-end bearing type	6305-2Z-C3
Bearing grease	Lithium based -20°/+160

Details

Motor label	DMC
Weight	17,2kg
Lifting lugs	No
Motor finish	RAL5002
Rated max. amb. temp.	40°C
Material housing	Aluminium